



US00D600450S

(12) **United States Design Patent**
Coughlin

(10) **Patent No.:** **US D600,450 S**

(45) **Date of Patent:** **** Sep. 22, 2009**

(54) **LUGGAGE**

2008/0110711 A1* 5/2008 Coughlin 190/9

(75) Inventor: **Katherine R. Coughlin**, Denver, CO (US)

OTHER PUBLICATIONS
Brown with Pink 22 Carry-On Spinner at <http://www.3myn.org/luggage-0302.htm>. Downloaded Jan. 16, 2009.*

(73) Assignee: **Helen Rae Designs**, Denver, CO (US)

* cited by examiner

(**) Term: **14 Years**

Primary Examiner—Philip S Hyder
Assistant Examiner—Roselynn Cody
(74) *Attorney, Agent, or Firm*—Townsend and Townsend and Crew LLP

(21) Appl. No.: **29/250,409**

(22) Filed: **Nov. 13, 2006**

(51) **LOC (9) Cl.** **03-01**

(52) **U.S. Cl.** **D3/319**

(58) **Field of Classification Search** D3/273,
D3/279, 283, 289, 318–319, 321, 902; 190/18 A,
190/100, 103–104, 107, 109, 111–113, 115–116,
190/119

See application file for complete search history.

(57) **CLAIM**

The ornamental design for luggage, as shown and described.

(56) **References Cited**

U.S. PATENT DOCUMENTS

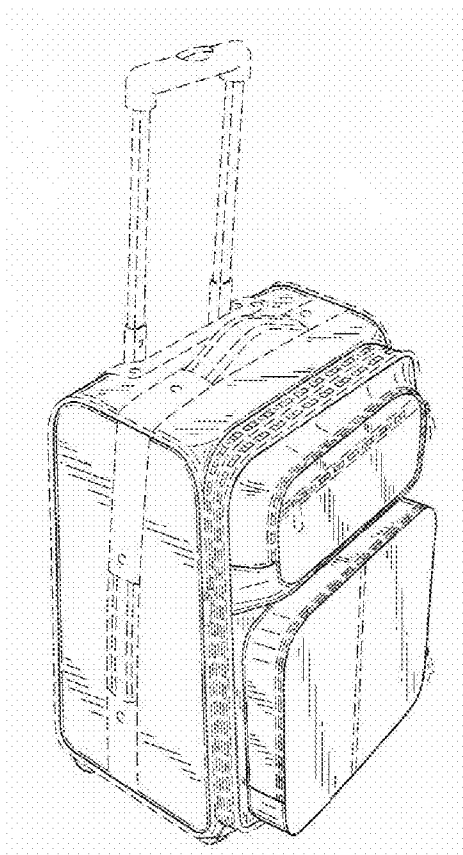
- D352,395 S * 11/1994 King D3/279
- D381,511 S * 7/1997 Krulik D3/279
- 6,076,641 A * 6/2000 Kinzer et al. 190/18 A
- D495,879 S * 9/2004 Bernbaum et al. D3/279
- 6,953,110 B2 * 10/2005 Santy et al. 190/125
- D541,530 S * 5/2007 Sijmons D3/279

DESCRIPTION

FIG. 1 is a front perspective view;
FIG. 2 is a front elevational view;
FIG. 3 is a rear elevational view;
FIG. 4 is a right side view;
FIG. 5 is a left side view;
FIG. 6 is a top elevational view; and,
FIG. 7 is a bottom elevational view.

The portions of the drawings shown in broken lines illustrate environment and form no part of the claimed design.

1 Claim, 4 Drawing Sheets



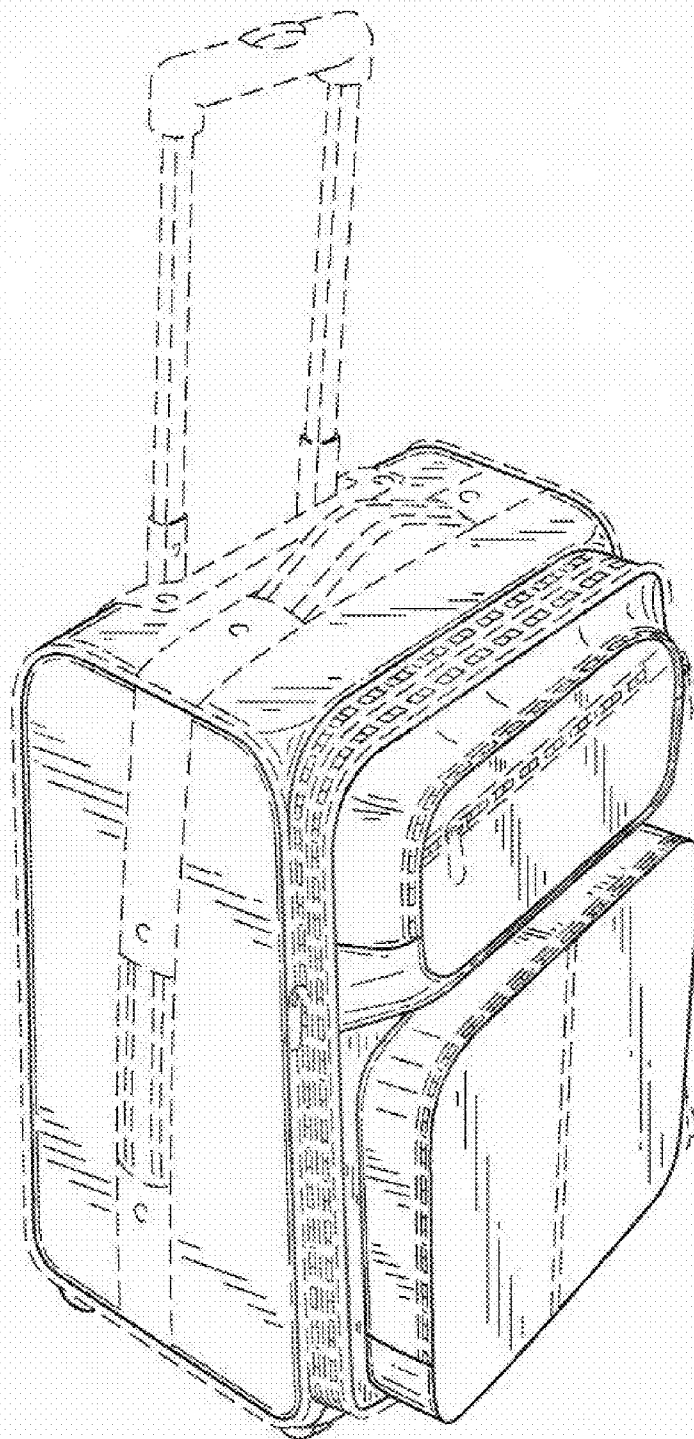


FIG.1

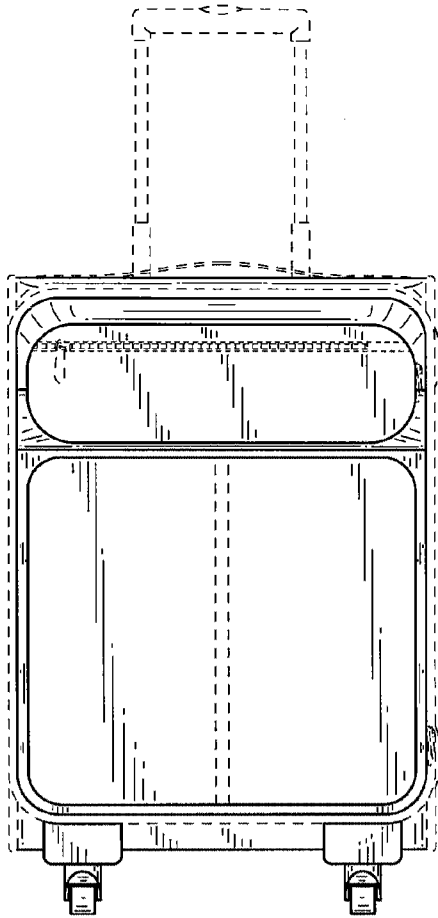


FIG.2

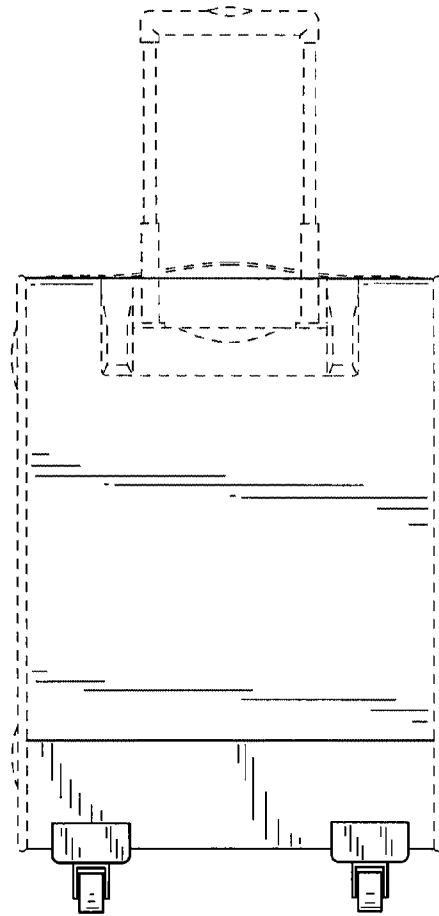


FIG.3

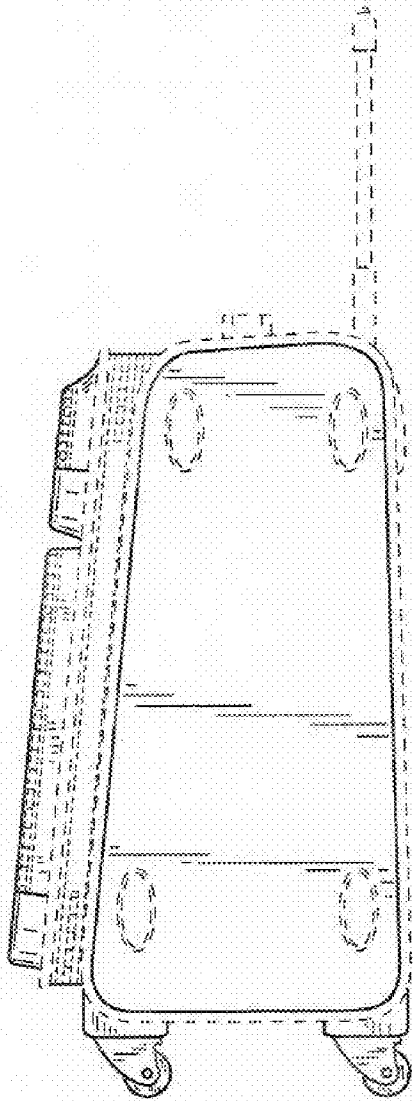


FIG. 4

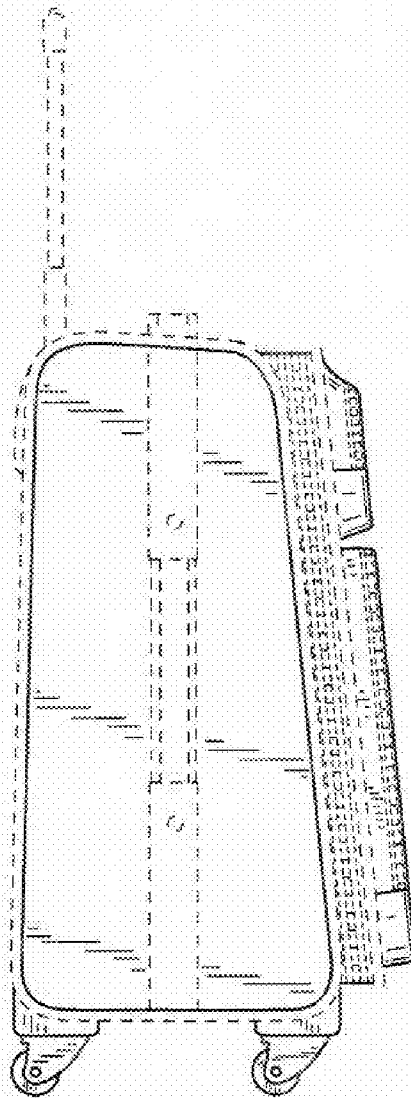


FIG. 5

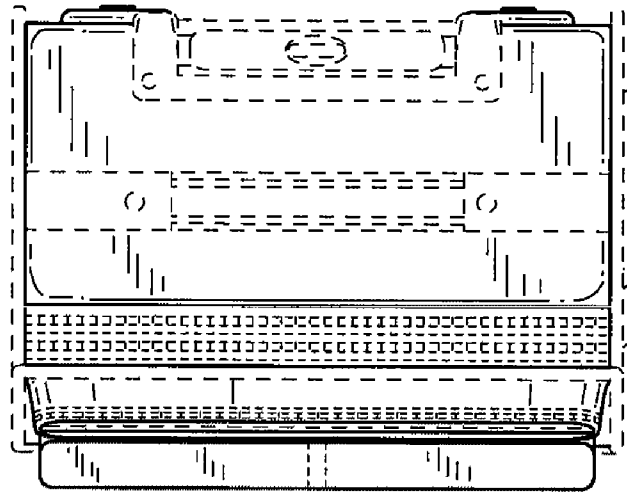


FIG. 6

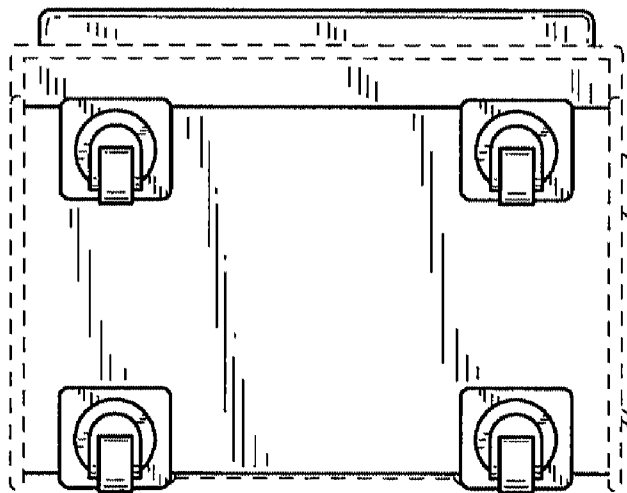


FIG. 7